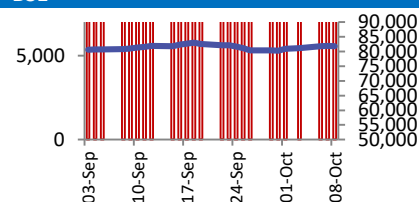
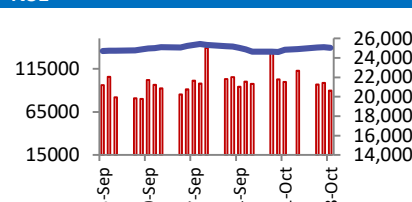


BSE



Open	82075
High	82654
Low	82073
Close	82501
Change	329
Volume (Lacs)	7211
Turnover (Rs.inCr)	12727

NSE



Open	25168
High	25331
Low	25157
Close	25285
Change	104
Volume(Lacs)	46300
Turnover(Rs.in Cr)	94005

World Markets	Current	Previous	Pt. Chg	Var(%)
Dow	45480	46358	(879)	-1.90%
Dow Futures	46122	45706	416	0.91%
Nasdaq	22204	23025	(820)	-3.56%
FTSE	9427	9509	(82)	-0.86%
Nikkei	48089	48089	Closed	Closed
Hang Seng	25658	26290	(633)	-2.41%
Gift Nifty	25321	25402	(81)	-0.32%
Straits Singapore	4382	4427	(45)	-1.01%
South Korea	3565	3611	(45)	-1.25%
Taiwan	26763	27302	(539)	-1.97%
Shanghai	3862	3897	(35)	-0.91%

Commodity Prices	Current	Previous	Pt. Chg	Var(%)
Copper (\$/MT)	10518	10868	(350)	-3.2%
Alumin (\$/MT)	2748	2799	(51)	-1.8%
Zinc (\$/MT)	3002	3011	(9)	-0.3%
Brent Crude (\$/bbl)	64	63	1	1.6%
Gold (\$/Ounce)	4049	4018	31	0.8%
Silver (\$/Ounce)	51	50	1	1.8%
Light Crude (\$/bbl)	60	59	1	1.7%
N G (\$/mmbtu)	3	3	0	0.7%
Sugar (\$/MT)	450	451	(1)	-0.2%
Rubber (Rs./kg)	188	187	2	0.8%
Baltic Dry Index	1936	1923	13	0.7%

Currency Exchange Rate	Current	Previous	Var(%)
Rs./ \$ rate	88.69	88.79	-0.11%
Rs./ Euro	102.65	103.22	-0.56%
Rs./Chinese Yuan	12.44	12.43	0.06%
Yen / \$ rate	151.97	151.19	0.52%
\$ US/Euro	1.16	1.16	-0.01%

Dollar Index	Current	Previous	Var(%)
Dollar Index	98.92	98.98	-0.06%

Support/ Resistance Levels for Today		
	Nifty	Bank Nifty Fut
Support 1	25180	56500
Support 2	25080	56130
Resistance	25360	57120

Securities in Ban For Trade	
RBLBANK	SAMMAANCAP

Market Review

US: Wall Street slumped on Friday after U.S. President Donald Trump escalated his trade conflict with China after Beijing tightened its rare earth restrictions.

Asia: Asian stocks got off to a rocky start on Monday after fresh broadsides in the U.S.-China trade war spooked markets with already stretched valuations, though there were signs risk sentiment had steadied with Wall Street futures bouncing.

India: Indian benchmark indices advanced Friday, lifted by gains in financial heavyweights on renewed foreign portfolio investor inflows over the past three sessions. **Market is expected to open on a gap down note and likely to witness range bound move during the day.**

Global economy:

Italian industrial output slumped in August by 2.4% from the month before, a renewed sign of weakness for the country's long-struggling manufacturing sector. August's decline extended to all the main industrial sectors, driving a 0.6% fall in the June-August period compared to the previous three months.

U.S. consumer sentiment was steady in October, with households appearing to shrug off a partial shutdown of the government, though worries about the labor market and inflation lingered. The shutdown, now in its second week, has disrupted public services, delayed flights and sent hundreds of thousands of federal workers home, with spillover effects to contractors, thousands of whom have been furloughed.

Brazil's producer price index decreased by 0.20% in August. The August decline was less steep than the 0.31% drop recorded in July, indicating a slight moderation in the pace of producer price decreases.

Commodities: : Oil prices are recovering after a recent dip. Investors are hopeful that potential talks between the U.S. and Chinese presidents could ease trade tensions. This could boost demand for oil. Markets are watching to see if aggressive trade policies are implemented or if a pause in tariff escalation continues.

Gold prices have surged to an all-time high. This rise is fueled by renewed trade tensions between the US and China. Investors are seeking safe havens amid global economic and political uncertainties. Expectations of further interest rate cuts by the US Federal Reserve are also supporting gold's upward trend.

Currency: The **U.S. dollar recovered** from a selloff in early trade on Monday as investors hoped Washington may temper its latest escalation of the trade war with Beijing, while political developments in France and Japan undermined the euro and the yen.

FII Derivative Transactions (Rs. Cr)

Contracts	Purchase		Sell		Net	Open Interest (OI)		OI (Previous day)		Change	
	Contract	Value	Contract	Value		Contract	Value	Contract	Value	Contract	Value
Index Future	16472	3167	12001	2308	859	213509	40794	218528	41502	(5019)	(708)
Index Option	7156466	1348479	7103406	1338502	9977	2053058	390926	1675626	317820	377432	73106
Stock Future	305412	21448	280674	19660	1788	5591941	395405	5582927	392938	9014	2467
Stock Option	362768	25624	358058	25332	292	373100	26241	355292	24925	17808	1316
Total	7841118	1398718	7754139	1385802	12916	8231608	853366	7832373	777185	399235	76181

FII All Activity-BBG (Rs Cr)		Buy	Sell	Net
3-Oct-25		18292	19876	(1584)
6-Oct-25		11218	12689	(1472)
7-Oct-25		12663	10999	1664
8-Oct-25		10950	10212	738
9-Oct-25		12396	9990	2407
Month to date- Oct		79948	78013	1935
FII (Prov.) (Rs Cr)		Buy	Sell	Net
6-Oct-25		10950	11264	(314)
7-Oct-25		11543	10102	1441
8-Oct-25		10287	10206	81
9-Oct-25		10907	9599	1308
10-Oct-25		10236	9777	459
Month to date-Oct		83201	83414	(213)
DII (Prov.) (Rs. Cr)		Buy	Sell	Net
6-Oct-25		16124	11088	5036
7-Oct-25		15953	15501	453
8-Oct-25		11733	11404	330
9-Oct-25		12577	11713	864
10-Oct-25		12760	11052	1708
Month to date-Oct		98537	86740	11797
FII Debt - BBG (Rs. Cr)		Buy	Sell	Net
3-Oct-25		5326	2975	2351
6-Oct-25		2752	3742	(990)
7-Oct-25		2230	4100	(1870)
8-Oct-25		3977	2271	1706
9-Oct-25		2579	1637	942
Month to date- Oct		19982	16972	3010

Market Breadth	BSE		NSE	
	No.	%	No.	%
Advance	2474	57%	1838	59%
Decline	1706	39%	1203	39%
Unchanged	170	4%	71	2%

Market Turnover	10-Oct	09-Oct	Var (%)
BSE Cash	12727	11521	10%
NSE Cash	94005	92464	2%
NSE Futures	102921	92843	11%
NSE Options	19826882	13673238	45%
Total (Rs.Cr)	20036535	13870066	44%

Volatility Index	10-Oct	09-Oct
Volatility Index	10.10	10.12

Index PE - TTM	10-Oct	Yr. High	Yr. Low
Sensex	22.8	24.1	20.3
Nifty	22.4	23.6	19.6

Corporate News

Endurance Technologies has commenced commercial production at its new greenfield manufacturing plant located at Aurangabad Industrial City (AURIC), Bidkin. The facility, which began operations on October 11, 2025. (NDTV)

Senco Gold Limited has opened a new franchise store in Naihati, West Bengal, increasing its total store count in India to 183. The store is located in the North 24 Parganas district, aligning with the company's retail expansion strategy. (NDTV)

NHPC Limited has started the reservoir filling process for its 2000 MW Subansiri Lower Hydroelectric Project after receiving approval from the National Dam Safety Authority. Four units of 250 MW each, totaling 1000 MW, have been 'boxed up' and are ready for further testing. (CNBC)

Zen Technologies as the defence and aerospace firm said it has been awarded an order worth approximately ₹37 cr by the Ministry of Defence, for the supply of anti-drone systems with hard kill capabilities. (BS)

Economy

India is actively addressing over **65 non-tariff barriers impacting its marine and agricultural exports to Russia**, aiming to reduce a significant trade deficit. Key concerns include obtaining approval for Indian marine product units for shrimp exports, a crucial step for diversifying shipments after US tariffs. (ET)

India's **sugar exports** reached an estimated 7.75 lakh tonnes in the marketing season ending September. Trade body AISTA urged the government to announce an early export quota for the new season, having requested permission for the 2025-26 marketing year by November 2025. (ET)

International

BHP iron ore were put up for **sale in China** and at least one was sold to a local trader, potentially defusing concerns in Australia that Beijing had imposed a ban on iron ore sales from the world's biggest miner. BHP sold a 170,000-metric-ton cargo to a Chinese trader. (Invst)

Jefferies Financial Group its exposure to **bankrupt auto parts maker First Brands Group** is limited and any potential losses will be "readily absorbable". First Brands, which makes filters, brakes and lighting systems for the automotive industry, filed for bankruptcy protection last month after its lenders began investigating irregularities in the company's financial reporting that includes about \$43 mn through its Point Bonita fund and about \$2 mn tied to First Brands' bank loans via its Apex platform. (Invst)

Top 5 Nifty Gainers	10-Oct	09-Oct	Var(%)
CIPLA	1562	1513	3.2%
SBIN	881	862	2.2%
INDUSINDBK	763	749	1.9%
MARUTI	16265	15985	1.8%
BAJAJ-AUTO	8947	8810	1.5%
Top 5 Nifty Losers	10-Oct	09-Oct	Var(%)
TATASTEEL	174	176	-1.5%
TCS	3028	3062	-1.1%
HDFCLIFE	747	754	-0.9%
TECHM	1457	1467	-0.6%
JSWSTEEL	1168	1175	-0.6%

BSE Index Watch	Last	1 day	1 wk	1 mth	1 yr
SENSEX	82501	0.4%	1.6%	0.7%	1.4%
MIDCAP	46362	0.4%	1.5%	0.4%	-4.3%
SMLCAP	53379	0.6%	0.0%	-0.3%	-5.7%
AUTO	59626	0.5%	-0.1%	-0.6%	-0.1%
BANKEX	63873	1.0%	1.8%	3.9%	9.6%
Capital Goods	69553	0.5%	0.1%	-0.2%	-2.8%
FMCG	20231	0.5%	-0.3%	-2.7%	-10.5%
Health Care	44688	1.0%	2.7%	-0.5%	0.5%
IT	34985	0.0%	4.3%	-1.4%	-18.3%
METAL	33991	-0.9%	-0.2%	3.7%	1.0%
Oil & Gas	27363	-0.1%	1.0%	4.3%	-9.3%
Power	6796	0.7%	-0.2%	1.6%	-19.3%
Realty	6965	1.7%	2.3%	1.4%	-14.3%

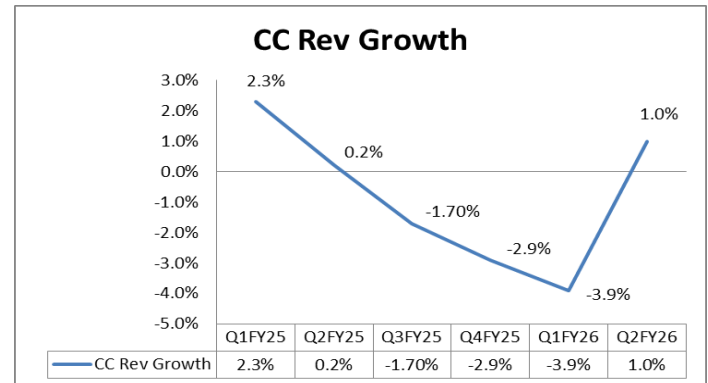
Margin Trading Disclosure (Rs. In Cr)	Last	1 day	1 wk	1 mth	3 mth
Op. Scripwise Outstanding	108020	0.8%	13.7%	12.8%	23.0%
Fresh Exposure	3115	-16.8%	-68.3%	-41.9%	-48.8%
Exposure liquidated	3330	15.4%	1.0%	-38.5%	-39.3%
Closing Net scripwise outstanding	107805	-0.2%	6.2%	12.7%	21.9%

NSE USD Futures	10-Oct	09-Oct	Var (%)
Oct Expiry (Rs./\$)	86.82	86.82	0.0%
Nov Expiry (Rs./\$)	86.87	86.87	0.0%
Total Turnover (Rs. Crore)	2355	4394	-46%

Sectors	TTM PE
Auto	34.01
Auto Ancillary	43.33
Banking	14.66
Engineering	45.62
Cement	66.69
Diamonds & Jewellery	42.61
Housing Finance	23.66
Infrastructure & Const	26.77
Metals-Aluminium	29.01
Metal – Steel	18.45
Oil Expl.	7.88
Pharma	10.51
Power – Gen. Supp.	39.31
Information Tech.	30.78
Sugar	17.06
Telecom Serv. Prov.	38.54
Tyres	34.34

TATA ELXSI CC REV GROWTH

(Source: Co,NBRR)



10 year G-Sec Yield	Current	Previous	Change
US	4.03%	4.03%	0 bps
Japan	1.69%	1.70%	(1) bps
India	6.54%	6.52%	1 bps
UK	4.68%	4.75%	(7) bps
Libor 3 Mths	4.85%	4.85%	(0) bps

Indian Eco Data	Current	Previous	Var(%)
Forex Reserve (US\$ in bn)	602	700	-14.0%
Inflation - WPI	0.52%	-0.58%	110 bps
Inflation - CPI	2.07%	1.61%	46 bps

India GDP Growth	Q3FY25	Q2FY25	Var (%)
Growth	7.81%	7.38%	43 bps

Monetary Policy	Current	Previous	Change
Repo Rate	5.50%	5.50%	0 bps
Reverse Repo Rate	3.35%	3.35%	0 bps
CRR	3.00%	4.00%	(100) bps
O/S Banking System Liquidity (Rs bn)	1283	1184	98.2

IIP Growth %	Aug-25	Aug-24	Apr-Aug
IIP	4.0	0.0	2.9
Capital Goods	4.4	0.0	6.9
Mining	3.8	1.2	4.2
Manufacturing	4.1	-3.7	0.5
Electricity	6.0	-4.3	-2.5

ADR Price Movement

Company	Price (US\$)	Volume	Previous Day Price	Volume	Variance (%)	No. of Share Per ADR	ADR Price (Rs.)	BSE Price	Variance (%)
Infosys Tech	16.58	15132747	17.06	21105928	-2.81%	1	1470.52	1514.90	-2.9%
Wipro	2.66	11039150	2.72	9735925	-2.21%	1	235.92	248.70	-5.1%
Dr.Reddy's	14.34	1066527	14.17	858787	1.20%	1	1271.85	1264.40	0.6%
ICICI Bank	31.09	3139606	30.86	5614241	0.75%	2	1378.72	1380.30	-0.1%
HDFC Bank	34.82	3768524	34.77	3312120	0.14%	3	1029.42	980.90	4.9%

GDR's (US\$)

	Prices	Prev. Close	Change	Var %
L&T	42.55	42.25	0.3	0.7%
RIL	61.50	61.60	(0.1)	-0.2%
SBI	99.20	97.40	1.8	1.8%

US Economy Data	Current	Previous
Inflation (%) (YoY)	2.90%	2.70%
Unemployment (%)	4.30%	4.20%

Interest Rate (%)	Current	Previous
Fed Rate	4.25%	4.50%

US GDP	Q2CY25	Q1CY25
Growth (QoQ Annualized)	3.80%	-0.60%

China Economy Data	Current	Previous
GDP	5.20%	5.40%
Inflation – CPI (%)	-0.40%	0.00%

Economic Calendar

	Date
Indian GDP Data	28 Nov
Indian Inflation Data CPI	13 Oct
Indian Inflation Data WPI	14 Oct
Indian Monetary Policy	05 Dec
India's Industrial Production (IIP)	28 Oct
US Inflation Data	15 Oct
US GDP	30 Oct
US Unemployment Data	07 Nov
US Fed Rate	29 Oct
China GDP	20 Oct
China Inflation Data	15 Oct

Event Update

Name	Date	Purpose
Suraj Industries Ltd.	13/10/25	Right Issue of Equity Shares
Univastu India Ltd.	13/10/25	Bonus
Delphi World Money Ltd.	14/10/25	Right Issue of Equity Shares
Gokul Agro Resources Ltd.	14/10/25	Stock Split from Rs. 2/- to Re.1/-
MOS Utility Ltd.	14/10/25	Bonus
Tata Investment Corporation Ltd.	14/10/25	Stock Split from Rs.10/- to Re.1
Tata Motors Ltd.	14/10/25	Spin Off
Utkarsh Small Finance Bank Ltd.	14/10/25	Right Issue of Equity Shares
Globe International Carriers Ltd.	15/10/25	Bonus & Split/Subdivision
SKF India Ltd.	15/10/25	Spin Off
Tata Consultancy Services Ltd.	15/10/25	Rs.11.0000 per share(1100%)Second Interim Dividend
Welcure Drugs & Pharmaceuticals Ltd.	16/10/25	Stock Split from Rs.10/- to Re.1/-
AB Infrabuild Ltd.	17/10/25	Stock Split from Rs.10/- to Re.1/-
Anand Rathi Wealth Ltd.	17/10/25	Interim Dividend
JFL Life Sciences Ltd.	17/10/25	EGM
Rolex Rings Ltd	17/10/25	Stock Split from Rs. 10/- to Re.1/-
Sunrakshakk Industries India Ltd.	17/10/25	Stock Split from Rs.10/- to Rs.2/-
Narmada Macplast Drip Irrigation Systems Ltd.	18/10/25	Stock Split from Rs. 10/- to Rs.2/-

Bulk Deal As On 10/10/25

BSE					
Security Code	Security Name	Client Name	Deal	Quantity	Price
540776	5PAISA	IRAGE BROKING SERVICES LLP	S	215130	359.33
540776	5PAISA	IRAGE BROKING SERVICES LLP	B	216560	363.47
544422	ABRFL	JAJODIA EQUITY ADVISORS SERVICES PRIVATE LIMITED	B	46800	140
539277	ALSTONE	LAVENDER HOLDINGS PRIVATE LIMITED	S	31928381	0.49
539175	BLUEGOD	SHALENI BBISWAS	B	3500000	2.45
522292	CANDOUR	ATUL PYARELAL AGRAWAL	B	98900	121.15
543618	CARGOTRANS	ACHINTYA SECURITIES PVT. LTD.	B	46500	99.17
540829	CHANDRIMA	PRAS INVESTMENT PRIVATE LIMITED	S	424991	6.57
540829	CHANDRIMA	PRAS INVESTMENT PRIVATE LIMITED	B	1254599	6.56
511710	CUBIFIN	AYUSH JETHY	B	360541	3.27
540006	EASTWEST	AMIT JHINGRAN	S	764828	4.25
522027	EMAINDIA	PACE STOCK BROKING SERVICES PVT LTD	B	7392	283.7
512443	GANONPRO	MEENA SAROYA	S	83131	12.99
512443	GANONPRO	REEMA SAROYA	B	223780	12.95
512443	GANONPRO	ROBIN SAROYA	S	64500	12.99
543372	GETALONG	SADHASIVAM MURUGANANTHAM	B	185000	7.06
540266	GLCL	AJINKYA VIJAY KAMBLE	B	48500	24.01
540266	GLCL	COMFORT ADVERTISING PVT LTD	S	37000	24.01
540266	GLCL	MAHIKA MAHENDRA GAVAS	S	59294	24.01
526967	HEERAISP	N L RUNGTA (HUF)	S	31710	8.5
526967	HEERAISP	N L RUNGTA (HUF)	B	500	8.41
544483	ICODEX	PARAG BHARAT MEHTA	B	84000	51.2
539119	JAINMARMO	SNEH LATA BHUTORIA	S	16200	20.88
526001	JAUSPOL	ARSAD KHAN	S	30815	8.68
531328	KRETTOSYS	SHYAM SUNDER	B	3732704	1.51
512415	MERCTRD	GREEN PEAKS ENTERPRISES LLP	S	80000	16.87
526251	MIDEASTP	DOLLY VISHAL SHAH	S	35000	22.5
526251	MIDEASTP	L7 HITECH PRIVATE LIMITED	B	35000	22.5
542724	MURAE	GLOBALWORTH SECURITIES LIMITED	S	11900000	0.37
542724	MURAE	GLOBALWORTH SECURITIES LIMITED	B	11900000	0.37
542724	MURAE	IFL ENTERPRISES LIMITED	S	30000000	0.37
542724	MURAE	MONEYSTAR TRADELINK PRIVATE LIMITED	S	36602334	0.38
517431	NARMP	MITEN ASHOKBHAI KOTHARI	S	20000	129.35
517431	NARMP	RATHOD MANOJ CHHAGANLAL HUF	S	19726	129.35
544571	NSBBPO	ALACRITY SECURITIES LIMITED	B	399000	121.32
544571	NSBBPO	PROFUSION ALL WEATHER FUND	S	400000	121.34
544460	PATELCHEM	AVIRAT ENTERPRISE	S	203200	102.79
538647	PURSHOTTAM	DINMAN MARKETING LIMITED	S	62000	39.19
538647	PURSHOTTAM	MANMAL MARKETING LIMITED	S	63500	39.15
538647	PURSHOTTAM	SUCCESS MERCHANTS PRIVATE LIMITED	B	73000	39.12
530525	RRETAIL	VAISHALI COMMOSALES LLP	B	1048375	9.05
539519	SATTVASUKU	ARYAFIN-TRADE SERVICES INDIA PRIVATE LIMITED	S	2000000	0.77
539519	SATTVASUKU	RANDEEP SINGH	B	2628099	0.79
539574	SCL	NEO APEX VENTURE LLP	S	38668247	0.34
539574	SCL	NEO APEX VENTURE LLP	B	1384384	0.34
538875	SELLWIN	NEO APEX SHARE BROKING SERVICES LLP	S	1482022	9.01
544506	SHARVAYA	LAKSHMISHREE INVESTMENT & SECURITIES PRIVATE LIMITED	B	97800	178.87
544506	SHARVAYA	MANGAL KESHAV CAPITAL LIMITED	S	107400	178.75
542146	SKIFL	ALTIZEN VENTURES LLP	S	122500	17.5
542146	SKIFL	JINESHKUMAR POPATLAL SHAH	B	112500	17.5
531205	SPRIGHT	CHAVDA TRUPTI RAJESH	S	13500000	1.02
531205	SPRIGHT	ISHAAN TRADEFIN LLP	S	3200001	1.02
531205	SPRIGHT	ISHAAN TRADEFIN LLP	B	8200000	0.96
531205	SPRIGHT	NEO APEX VENTURE LLP	S	5902561	0.96

531205	SPRIGHT	PATEL RANJANBEN ARVINDBHAI	S	12000000	1.02
540914	SRUSTEELS	NIRAJ RAJNIKANT SHAH	B	900000	5.27
540914	SRUSTEELS	SYLPH TECHNOLOGIES LIMITED	S	1078000	5.27
539117	SUJALA	ANVAY TRADELINKS LLP	B	30000	68.5
539117	SUJALA	JYOTI MUKESH NALAWADE	B	60325	68.49
539117	SUJALA	NIRAJ RAJNIKANT SHAH	S	88000	68.51
539117	SUJALA	SNEHASKUMAR BALDEVBHAI KANZARIYA	B	30000	68.58
511447	SYLPH	NIRAJ RAJNIKANT SHAH	S	6605327	0.72
521005	TITANIN	NORTHEAST BROKING SERVICES LIMITED	S	2500000	3.01
538918	VANICOM	DEEPAK BANSAL	B	125000	11.79
538918	VANICOM	LNS INFOTECH	S	130303	11.64
538918	VANICOM	SUDHANSHU KANDA	S	4944	11.45
538918	VANICOM	SUDHANSHU KANDA	B	60011	11.17
538918	VANICOM	SUMAN CHEPURI	S	58863	12.05
538918	VANICOM	SUMAN CHEPURI	B	1505	11.34
511523	VEERHEALTH	SHALIN MAHESHBHAI SHAH	S	7000	18.58
511523	VEERHEALTH	SHALIN MAHESHBHAI SHAH	B	102167	18.55
538579	ZINEMA	MAYURAKSHI DEVELOPERS PRIVATE LIMITED	S	100000	16.54
538579	ZINEMA	MOOLCHAND KIRAN KUMAR JAIN	B	136000	16.39
503641	ZODIACVEN	PANCHAL	S	443252	3.05

NSE					
Security Code	Security Name	Client Name	Deal	Quantity	Price
ANNAPURNA	Annapurna Swadisht Ltd	FINDOC INVESTMART PRIVATE LIMITED	BUY	130000	265.51
APTUS	Aptus Value Hsg Fin I Ltd	WF ASIAN RECONNAISSANCE FUND LIMITED	SELL	19296160	309.5
APTUS	Aptus Value Hsg Fin I Ltd	WF ASIAN RECONNAISSANCE FUND LIMITED	SELL	19296160	309.5
APTUS	Aptus Value Hsg Fin I Ltd	WF ASIAN SMALLER COMPANIES FUND LIMITED	BUY	19296160	309.5
APTUS	Aptus Value Hsg Fin I Ltd	WF ASIAN SMALLER COMPANIES FUND LIMITED	BUY	19296160	309.5
CARTRADE	Cartrade Tech Limited	GOLDMAN SACHS INDIA LIMITED	SELL	361627	2445
CARTRADE	Cartrade Tech Limited	PLUTUS WEALTH MANAGEMENT LLP	BUY	375000	2445.04
ESFL	Essen Speciality Films L	VIGNESHWAR STAR TRADELINK PRIVATE LIMITED	SELL	137520	262.4
ESFL	Essen Speciality Films L	YAGNIK BHARATKUMAR TANK	SELL	141840	262.4
FABTECH	Fabtech Technologies Ltd	ARIHANT CAPITAL MARKETS LIMITED	BUY	333013	192.15
GREENLEAF	Greenleaf Envirotech Ltd	ABHAIKUMAR AMOLAKCHAND NAHAR	BUY	47000	135
GREENLEAF	Greenleaf Envirotech Ltd	KINGSMAN WEALTH MANAGEMENT PRIVATE LIMITED	BUY	30000	134.97
IZMO	IZMO Limited	NEO APEX VENTURE LLP	BUY	144293	939.81
JALAN	Jalan Transolu. India Ltd	PATATRI MUKHERJEE	SELL	81000	4.05
JYOTIGLOBL	Jyoti Global Plast Ltd	ANAND PRAKASH SHAH	BUY	122000	73.19
JYOTIGLOBL	Jyoti Global Plast Ltd	VIKASA INDIA EIF I FUND	SELL	186000	71.74
JYOTIGLOBL	Jyoti Global Plast Ltd	YUGAL KISHORE RAMETRA	BUY	100000	77.75
KAVDEFENCE	Kavveri Dfs & Wir Tec Ltd	NEO APEX VENTURE LLP	BUY	288313	108.3
MPEL	Manas Polymer N Energie I	AVIRAT ENTERPRISE	BUY	51200	129.55
MPEL	Manas Polymer N Energie I	CRAFT EMERGING MARKET FUND PCC- ELITE CAPITAL FUND	SELL	72000	129.55
MUNISH	Munish Forge Limited	NNM SECURITIES PVT LTD	SELL	300000	121.5
MUNISH	Munish Forge Limited	SHREYA YADAV	BUY	133200	121.5
TECHERA	TechEra Engineer (Ind) L	RAMAN TALWAR	SELL	150400	273.55
VLEGOV	VL E Gov and IT Sol Ltd	RESPONCE COMMODITIES LLP	SELL	632000	28.41
WEWORK	WeWork India Management	CLSA GLOBAL MARKETS PTE. LTD-ODI	SELL	1250000	631.76
WEWORK	WeWork India Management	PLUTUS WEALTH MANAGEMENT LLP	BUY	1146935	630.17

Disclosure:

Research Reports that are published by Nirmal Bang Securities Private Limited (hereinafter referred to as "NBSPL") are for private circulation only. NBSPL is a registered Research Analyst under SEBI (Research Analyst) Regulations, 2014 having Registration no. INH000001766. NBSPL is also a registered Stock Broker with National Stock Exchange of India Limited, BSE Limited, Metropolitan Stock Exchange of India Limited, Multi Commodity Exchange of India Limited and , National Commodity and Derivative Exchange Limited in Capital Market , Equity and Commodities derivatives segments and Currency Derivatives Segment .

NBSPL has other business divisions with independent research teams separated by Chinese walls, and therefore may, at times, have different or contrary views on stocks and markets.

NBSPL or its associates have not been debarred / suspended by SEBI or any other regulatory authority for accessing / dealing in securities Market since last 20 years. NBSPL, its associates or analyst or his relatives do not hold any financial interest (Except Investment) in the subject company. NBSPL or its associates or Analyst do not have any conflict or material conflict of interest at the time of publication of the research report with the subject company. NBSPL or its associates or Analyst or his relatives may or may not hold beneficial ownership of 1% or more in the subject company at the end of the month immediately preceding the date of publication of this research report.

NBSPL or its associates / analyst has not received any compensation / managed or co-managed public offering of securities of the company covered by Analyst during the past twelve months. NBSPL or its associates have not received any compensation or other benefits from the company covered by Analyst or third party in connection with the research report. Analyst has not served as an officer, director or employee of Subject Company. NBSPL / analyst has not been engaged in market making activity of the subject company.

Analyst Certification: The research analysts and authors of these reports, hereby certify that the views expressed in this research report accurately reflects my/our personal views about the subject securities, issuers, products, sectors or industries. It is also certified that no part of the compensation of the analyst(s) was, is, or will be directly or indirectly related to the inclusion of specific recommendations or views in this research. The analyst(s) principally responsible for the preparation of this research report and has taken reasonable care to achieve and maintain independence and objectivity in making any recommendations.

Disclaimer:

The Research Report is for the personal information of the authorized recipient and does not construe to be any investment, legal or taxation advice. NBSPL is not soliciting any action based upon it. Nothing in the research report shall be construed as a solicitation to buy or sell any security or product, or to engage in or refrain from engaging in any such transaction. In preparing the research report, we did not take into account the investment objectives, financial situation and particular needs of the reader.

The research report has been prepared for the general use of the clients of NBSPL and must not be copied, either in whole or in part, or distributed or redistributed to any other person in any form. If you are not the intended recipient you must not use or disclose the information in the research report in any way. Though disseminated to all the customers simultaneously, not all customers may receive the research report at the same time. NBSPL will not treat recipients as customers by virtue of their receiving the research report. The research report is not directed or intended for distribution to or use by any person or entity resident in a state, country or any jurisdiction, where such distribution, publication, availability or use would be contrary to law, regulation or which would subject NBSPL & its group companies to registration or licensing requirements within such jurisdictions.

The report is based on the information obtained from sources believed to be reliable, but we do not make any representation or warranty that it is accurate, complete or up-to-date and it should not be relied upon as such. We accept no obligation to correct or update the information or opinions in it. NBSPL or any of its affiliates or employees shall not be in any way responsible for any loss or damage that may arise to any person from any inadvertent error in the information contained in the research report. NBSPL or any of its affiliates or employees do not provide, at any time, any express or implied warranty of any kind, regarding any matter pertaining to this report, including without limitation the implied warranties of merchantability, fitness for a particular purpose, and non-infringement. The recipients of the research report should rely on their own investigations.

This information is subject to change without any prior notice. NBSPL reserves its absolute discretion and right to make or refrain from making modifications and alterations to this statement from time to time. Nevertheless, NBSPL is committed to providing independent and transparent recommendations to its clients, and would be happy to provide information in response to specific client queries.

Before making an investment decision on the basis of research report, the reader needs to consider, with or without the assistance of an adviser, whether the advice is appropriate in light of their particular investment needs, objectives and financial circumstances. There are risks involved in securities trading. The price of securities can and does fluctuate, and an individual security may even become valueless. International investors are reminded of the additional risks inherent in international investments, such as currency fluctuations and international stock market or economic conditions, which may adversely affect the value of the investment. Opinions expressed are subject to change without any notice. Neither the company nor the director or the employees of NBSPL accept any liability whatsoever for any direct, indirect, consequential or other loss arising from any use of the research report and/or further communication in relation to the research report. Here it may be noted that neither NBSPL, nor its directors, employees, agents or representatives shall be liable for any damages whether direct or indirect, incidental, special or consequential including lost revenue or lost profit that may arise from or in connection with the use of the information contained in the research report.

Copyright of this document vests exclusively with NBSPL.

Our reports are also available on our website

Registration granted by SEBI and certification from NISM in no way guarantee performance of NBSPL or provide any assurance of returns to investors.

Nirmal Bang Research (Division of Nirmal Bang Securities Pvt. Ltd.)

B-2, 301/302, Marathon Innova,
Opp. Peninsula Corporate Park
Off. Ganpatrao Kadam Marg
Lower Parel(W), Mumbai-400013
Board No. : 91 22 6723 8000/8001
Fax. : 022 6723 8010